



BUREAU OF BUDGET & MANAGEMENT RESEARCH

OFFICE OF THE GOVERNOR

Post Office Box 2950, Hagåtña Guåhan 96932

FELIX P. CAMACHO
GOVERNOR

BERTHA M. DUENAS
DIRECTOR

MICHAEL W. CRUZ, M.D.
LIEUTENANT GOVERNOR

FEB 18 2010

30-10-0167

2/18/2010
10:45

30-10-0167
M 3:43
LUNA

The Honorable Judith Won Pat
Speaker
I Mina'Trenta Na Liheslaturan Guåhan
Thirtieth Guam Legislature
155 Hesler Place
Hagåtña, Guåhan

Dear Speaker Won Pat:

Attached is the monthly comparative revenues and expenditures report as of January 2010, pursuant to §4109 (c), (3) of Title 5 GCA. This report includes preliminary revenue and expenditure totals for the months of October 2009 through January 2010. This report will be posted shortly on our website.

Should you have any questions, please do not hesitate to call me.

Sincerely,

BERTHA M. DUENAS

Attachment(s)

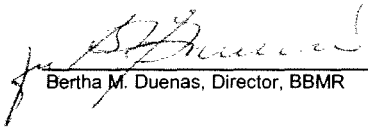
cc: Chairman, Committee on Appropriations, Taxation,
Banking, Insurance, Retirement, and Land


Office of Public Accountability


Monthly Comparative Reporting Requirement
Pursuant to §4109 (c) (3) of Title 5 GCA
General Fund

	A Pursuant to PL 30- 55 Chapter I Section 2*	B Actual for the Month of January 2010**	C Actual Cumulative January 2010**	(C - A)
GENERAL FUND REVENUES	AMOUNT		AMOUNT	Actual to date vs. Adopted
A. TAXES				
Income Tax				
Corporate	103,059,690	6,407,984	26,835,295	(76,224,395)
Individual	85,574,693	10,597,868	22,969,914	(62,604,779)
Withholding Taxes, Interest and Penalties	205,705,323	14,229,285	59,850,238	(145,855,085)
Provision for Tax Refund	(101,860,000)	(13,281,416)	(32,390,942)	69,469,058
TOTAL INCOME TAXES	292,479,706	17,953,721	77,264,505	(215,215,201)
Gross Receipts Tax	211,355,131	16,407,912	60,563,732	(150,791,399)
TOTAL TAXES	503,834,837	34,361,633	137,828,237	(366,006,600)
B. FEDERAL SOURCES	42,479,346	3,432,544	13,669,145	(28,810,201)
C. USE OF MONEY AND PROPERTY	599,890	23,283	281,800	(318,090)
D. LICENSES, FEES AND PERMITS	4,942,859	75,790	440,481	(4,502,378)
E. DEPARTMENT CHARGES	1,660,791	59,444	485,187	(1,175,604)
2% General Fund Reserve	(13,299,085)	(1,108,257)	(4,433,028)	8,866,057
TOTAL GENERAL FUND REVENUE	540,218,638	36,844,437	148,271,822	(391,946,816)

Certified By:


Bertha M. Duenas, Director, BBMR
Date: 2/17/10


Lourdes M. Perez, Director, DOA
Date: 2/18/10


Artemio B. Ilagan, Director, DRT
Date: 2/17/10

*Provided by BBMR pursuant to PL 30-55.
**Preliminary numbers provided by DOA & DRT, run date as of 02/16/2010.

DRAFT

Government Of Guam
Actual Revenues Compared to Original Estimates
General Fund
Four Months Ended January 31, 2010

	For the Months			Year-To-Date		
	Estimated	Actual	Favorable (Unfavorable)	Estimated	Actual	Favorable (Unfavorable)
Income taxes:						
Individual	\$6,378,543	\$10,597,868	\$4,219,325	\$18,734,351	\$22,969,914	\$4,235,563
Corporation	6,144,192	6,407,984	263,792	28,099,615	26,835,295	(1,264,320)
Withholding	18,216,300	14,030,988	(4,185,312)	68,856,848	58,871,718	(9,985,130)
Withholding - COLA	0	0	0	0	47,616	47,616
Interest & penalties	344,329	198,297	(146,032)	1,291,320	930,904	(360,416)
Provision for refunds	(13,281,416)	(13,281,416)	0	(32,390,942)	(32,390,942)	0
Total Income Taxes	17,801,948	17,953,721	151,773	84,591,192	77,264,504	(7,326,688)
Business privilege taxes:						
Gross Receipts Taxes	18,408,920	16,277,611	(2,131,309)	68,140,943	59,483,696	(8,657,247)
Other Taxes:						
Admissions tax	250	125	(125)	1,063	388	(676)
Use tax	402,181	130,175	(272,006)	1,374,521	1,079,649	(294,872)
Total Business Privilege Taxes	18,811,351	16,407,912	(2,403,439)	69,516,527	60,563,732	(8,952,795)
Total Licenses, Fees & Permits	84,750	75,790	(8,960)	408,391	440,481	32,090
Total Use of Money & Property	26,548	23,283	(3,265)	107,170	281,800	174,630
Federal Sources:						
Section 30	3,213,977	3,252,344	38,367	12,855,908	13,009,376	153,468
Immigration fees	179,347	150,295	(29,052)	743,388	580,275	(163,113)
Indirect cost recovery	140,229	29,905	(110,324)	234,121	79,494	(154,627)
Total Federal Sources	3,533,553	3,432,544	(101,009)	13,833,417	13,669,145	(164,272)
Department Charges:						
Agriculture	200	64	(136)	1,060	484	(576)
Police & corrections	10	(60)	(70)	40	30	(10)
Public works	4,653	5,518	865	15,101	121,180	106,079
Public health	20,081	11,790	(8,291)	66,704	52,904	(13,800)
Commerce	36,137	7,661	(28,476)	112,891	84,416	(28,475)
Other charges	27,460	34,471	7,011	187,935	226,173	38,238
Total Department Charges	88,541	59,444	(29,097)	383,731	485,187	101,456
TOTAL GENERAL FUND REVENUES	\$40,346,691	\$37,952,693	(\$2,393,998)	\$168,840,428	\$152,704,850	(\$16,135,578)
² 2% General Fund Reserve	(1,108,257)	(1,108,257)	0	(4,433,028)	(4,433,028)	0
² Appropriation	\$39,238,434	\$36,844,436	(\$2,393,998)	\$164,407,400	\$148,271,822	(\$16,135,578)

Note:

¹Revenues are based on a modified accrual basis. During the year, revenues are recognized on a cash basis, but at year end an accrual is made for actual collections relating to prior years taxes 60 days after 09/30. (In accordance with GASB 33 - Accounting Financial Reporting for non-exchange transactions). Estimates are recorded for the provision for 2008 Refunds & Section 30 is prorated for 12 months.

²Appropriations Cap of 98% of General Fund Revenue, 22436, Chapter 22 of the Title 5 GCA. No available revenues to reserve.

Prepare By: Elaine C. Ayuyu

DRAFT

Government Of Guam
 Combined Comparative Statement Of Revenues
 General Fund
 January 31, 2010 & 2009

	For the Months		Increase (Decrease)	Fiscal Year 2010	Year-To-Date Fiscal Year		Increase (Decrease)
	January, 2010	January, 2009			2009		
Income taxes:							
Individual	\$10,597,868	\$7,408,327	\$3,189,541	\$22,969,914	\$20,713,074	\$2,256,840	
Corporation	6,407,984	8,276,522	(1,868,538)	26,835,295	29,582,951	(2,747,656)	
Withholding	14,030,988	14,502,197	(471,209)	58,871,718	59,574,571	(702,853)	
Withholding - COLA	0	0	0	47,616	6,254	41,362	
Interest & penalties	198,297	644,329	(446,032)	930,904	1,591,319	(660,415)	
Provision for refunds	(13,281,416)	(11,548,116)	(1,733,300)	(32,390,942)	(27,846,615)	(4,544,327)	
Total Income Taxes	17,953,721	19,283,259	(1,329,538)	77,264,504	83,621,553	(6,357,049)	
Business privilege taxes:							
Gross Receipts Taxes	16,277,611	16,752,289	(474,678)	59,483,696	62,872,990	(3,389,294)	
Other Taxes:							
Admissions tax	125	250	(125)	388	1,063	(675)	
Use tax	130,175	276,279	(146,103)	1,079,649	1,452,804	(373,155)	
Total Business Privilege Taxes	16,407,912	17,028,818	(620,906)	60,563,732	64,326,856	(3,763,124)	
Total Licenses, Fees & Permits	75,790	128,868	(53,078)	440,481	456,036	(15,556)	
Total Use of Money & Property	23,283	21,738	1,545	281,800	140,598	141,202	
Federal Sources:							
Section 30	3,252,344	3,239,114	13,230	13,009,376	12,956,457	52,919	
Immigration fees	150,295	118,310	31,985	580,275	585,115	(4,840)	
Indirect cost recovery	29,905	15,459	14,446	79,494	82,783	(3,289)	
Total Federal Sources	3,432,544	3,372,884	59,661	13,669,145	13,624,356	44,790	
Department Charges:							
Agriculture	64	100	(36)	484	761	(277)	
Police & corrections	(60)	0	(60)	30	0	30	
Public works	5,518	4,350	1,168	121,180	14,523	106,658	
Public health	11,790	18,081	(6,291)	52,904	64,303	(11,399)	
Commerce	7,661	34,137	(26,476)	84,416	110,970	(26,554)	
Other charges	34,471	(21,460)	55,930	226,173	136,811	89,362	
Total Department Charges	59,444	35,208	24,235	485,187	327,368	157,819	
TOTAL GENERAL FUND REVENUES	\$37,952,693	\$39,870,775	(\$1,918,082)	\$152,704,850	\$162,496,767	(\$9,791,917)	

Note:
¹Revenues are based on a modified accrual basis. During the year, revenues are recognized on a cash basis, but at year end an accrual is made for actual collections relating to prior years taxes 60 days after 09/30. (In accordance with GASB 33 - Accounting Financial Reporting for non-exchange transactions). Estimates are recorded for the provision for 2008 Refunds & Section 30 is prorated for 12 months.

Monthly Comparative Reporting Requirement
Pursuant to §4109 (c) (3) of Title 5 GCA
General Fund

Pursuant to
PL 30-55* Actual Cumulative
January 2010**

GENERAL FUND EXPENDITURES & ENCUMBRANCES	APPROPRIATIONS	EXPENDITURES & ENCUMBRANCES	FUNDS AVAILABLE
EXECUTIVE DIRECTION			
Office of I Maga'lahaen Guahan	3,764,501	1,758,494	2,006,007
I Segundu Na Maga'lahaen Guahan	998,670	323,238	675,432
Guam State Clearinghouse	185,959	61,550	124,409
Bureau of Budget & Management Research	1,366,158	411,566	954,592
Civil Service Commission	740,694	194,496	546,198
Bureau of Statistics & Plans	1,118,208	307,387	810,821
Military Affairs	511,371	63,413	447,958
Public Works	9,036,675	2,579,592	6,457,083
Department of Land Management		-	-
Guam Election Commission	845,301	251,846	593,455
Commission on Decolonization	89,480	42,322	47,158
Ancestral Lands Commission	242,086	97,265	144,821
Department of Veterans Affairs	380,246	109,532	270,714
Medical Referral Offices	641,788	599,117	42,671
Chamorro Land Trust Commission		-	-
Contractors License Board		-	-
Professional Engineers', Architects' and Land Surveyors'		-	-
TOTAL	19,921,137	6,799,816	13,121,321
PUBLIC SAFETY			
Guam Police Department	24,264,955	7,405,255	16,859,700
Guam Fire Department	26,434,183	8,883,318	17,550,865
Corrections	15,800,687	6,280,191	9,520,496
Youth Affairs	3,510,950	1,339,054	2,171,896
Youth Affairs Runaway, Homeless or Victims of Abuse Programs	371,677	360,527	11,150
Chief Medical Examiner	389,593	98,972	290,621
TOTAL	70,772,045	24,367,317	46,404,728
HOMELAND SECURITY			
Customs and Quarantine		-	-
Civil Defense		-	-
TOTAL	-	-	-
HEALTH			
Dept. of Public Health & Social Services	14,716,097	8,852,718	5,863,379
MIP/Medicaid Program (DPH&SS)	30,468,400	5,489,737	24,978,663
Public Assistance Programs (DPH&SS)	2,629,359	-	2,629,359
Dept. of Public Health & Social Services Community Health Centers		-	-
Catastrophic Illness Asst. Program (DPH&SS)		-	-
Mental Health and Substance Abuse	10,043,959	4,862,275	5,181,684
Mental Health and Substance Abuse Outsourcing Services Providing		-	-
Drug & Alcohol Detoxication, Rehab & Prevention	883,200	856,704	26,496
Dept. of Integ. Services for Individ. With Dis.	1,038,534	525,105	513,429
TOTAL	59,779,549	20,586,539	39,193,010
EDUCATION			
Department of Education Operations	174,986,508	51,648,581	123,337,927
Department of Education Textbooks	2,000,000	1,940,000	60,000
DOE Principals Mentorship Program	100,000	97,000	3,000
DOE Contractual Services	6,169	5,984	185
Department of Education Office of the Education Suruhanu	205,450	-	205,450
University of Guam	27,730,166	9,243,390	18,486,777
UOG Growth Initiatives	1,200,000	500,000	700,000

Monthly Comparative Reporting Requirement
Pursuant to §4109 (c) (3) of Title 5 GCA
General Fund

	Pursuant to PL 30-55*	Actual Cumulative January 2010**	
	<u>APPROPRIATIONS</u>	<u>EXPENDITURES & ENCUMBRANCES</u>	<u>FUNDS AVAILABLE</u>
GENERAL FUND EXPENDITURES & ENCUMBRANCES			
UOG Scholarships (SSFAP)	2,550,670	850,223	1,700,447
A.C. Yamashita Ed. Corps.	1,238,127	412,709	825,418
Guam Community College	13,278,499	5,366,725	7,911,774
Guam Public Library	1,278,243	513,600	764,643
PBS Guam	500,094	228,731	271,363
TOTAL	225,073,926	70,806,942	154,266,984
UTILITIES			
TOTAL	-	-	-
FINANCE & ADMINISTRATION			
Department of Administration	7,955,691	5,465,594	2,490,097
Government Claims Fund	100,000	97,000	3,000
Government Annual Single Audit	353,656	-	353,656
Training & Continuing Education of Government Public Accountants		-	-
CHILD IN CUSTODY - 19 GCA §5116	684,170	22,381	661,789
TOTAL	9,093,517	5,584,975	3,508,542
REVENUE & TAXATION			
Department of Revenue & Taxation	8,742,194	3,226,868	5,515,326
Recruitment of Critical Personnel in the Area of Tax Enforcement & Collection Operations	652,938	-	652,938
TOTAL	9,395,132	3,226,868	6,168,264
JUSTICE			
Department of Law	8,249,425	2,641,394	5,608,031
TOTAL	8,249,425	2,641,394	5,608,031
NATURAL RESOURCES			
Guam Environmental Protection Agency			
Department of Agriculture	2,531,289	758,506	1,772,783
TOTAL	2,531,289	758,506	1,772,783
LABOR			
Worker's Compensation Fund	798,593	147,514	651,079
Department of Labor	1,361,652	526,587	835,065
Agency for Human Resources Dev. (Federal)		-	-
TOTAL	2,160,245	674,101	1,486,144
TOURISM & CULTURE			
Guam Visitors Bureau	100,000	-	100,000
Guam Council on the Arts and Humanities	331,658	58,099	273,559
Department of Chamorro Affairs	1,134,528	386,518	748,010
TOTAL	1,566,186	444,617	1,121,569

Monthly Comparative Reporting Requirement
Pursuant to §4109 (c) (3) of Title 5 GCA
General Fund

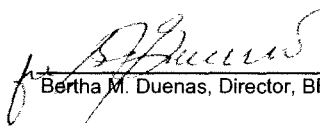
Pursuant to
PL 30-55* Actual Cumulative
January 2010**


GENERAL FUND EXPENDITURES & ENCUMBRANCES	<u>APPROPRIATIONS</u>	<u>EXPENDITURES & ENCUMBRANCES</u>	<u>FUNDS AVAILABLE</u>
HOUSING & ECONOMIC DEVELOPMENT			
DOA Administration Housing			
TOTAL	-	-	-
TRANSPORTATION			
TOTAL	-	-	-
RECREATION			
Department of Parks & Recreation	2,889,435	1,201,753	1,687,682
TOTAL	2,889,435	1,201,753	1,687,682
RESERVED (JUDICIAL/LEGISLATIVE/OTHER) LEVELS			
Mayor's Council of Guam	7,512,569	2,193,965	5,318,604
Guam Legislature	7,285,000	2,428,333	4,856,667
Guam Legislature (Office of Finance and Budget)	428,567	142,856	285,711
Unified Judiciary	21,618,466	7,206,156	14,412,310
Public Defender	3,150,194	1,081,863	2,068,331
Office of Public Accountability	1,226,349	321,871	904,478
Guam Regional Transit Authority	500,000	-	500,000
Retirement Fund	18,330,774	5,616,477	12,714,298
TOTAL	60,051,919	18,991,521	41,060,398
MISCELLANEOUS APPROPRIATIONS			
WERI (Guam Hydro. Survey)	192,307	64,102	128,205
WERI (Water Resource Monitoring)	163,817	54,606	109,211
Aquaculture Development and Training Center	131,846	43,949	87,897
UOG - Northern & Southern Soil & Water Conservation District Programs	157,720	52,573	105,147
UOG - KPRG Ops	94,176	31,392	62,784
UOG - Hero Scholarship Program		-	-
GCC - LPN & Voc Guidance Programs	644,209	260,370	383,839
GCC - Apprenticeship Programs		-	-
Retirement (Medical Premiums)	700,000	233,336	466,664
Retirement (Judges Annuities)	458,448	152,816	305,632
Retirement (Gov./Lt. Gov. Pensions)	145,000	48,336	96,664
Judiciary - Northern Satellite Courts	748,277	249,428	498,849
Judiciary - Court Appt. Fees	800,000	400,000	400,000
Judiciary - Drug Courts	656,562	218,856	437,706
Administration (COLA)	6,490,000	7,814,400	(1,324,400)
Administration (Supplemental Annuity Benefits Special Fund)	11,736,120	4,367,694	7,368,426
Administration (Medical/Dental & Life Cost Pool)	4,199,985	1,529,221	2,670,764
Administration (Power Utility Cost Pool)	5,340,521	5,279,975	60,546
Administration (Water Utility Cost Pool)	1,424,750	1,424,750	-
Administration (Utility Cost Account to pay GPA for Operation of Public Streetlights)	1,084,250	1,084,250	-
Off-Island Residential Treatment Fund (DOA)	1,200,000	651,239	548,761
BBMR (Vacancy Cost Pool)	864,932	-	864,932
Mayor's Council (MAINTENANCE & BEAUTIFICATION OF VILLAGE SECONDARY & TERTIARY ROADS & OTHER REQUIREMENTS)	1,036,026	525,584	510,442


Monthly Comparative Reporting Requirement
Pursuant to §4109 (c) (3) of Title 5 GCA
General Fund

	Pursuant to PL 30-55*	Actual Cumulative January 2010**	
GENERAL FUND EXPENDITURES & ENCUMBRANCES	APPROPRIATIONS	EXPENDITURES & ENCUMBRANCES	FUNDS AVAILABLE
Mayor's Council (EXPENDED FOR APPROVED PLANS ON PUBLIC SAFETY & SOCIAL EDUCATION THAT ENFORCE ALCOHOL REGULATIONS ETC.)	447,375	98,784	348,591
Mayor's Council (Island-Wide Beautification)	470,921	265,777	205,144
Mayor's Council (COMMUNITY DEVELOPMENT FUND FOR GPSS GROUNDS MAINTENANCE)	480,647	152,483	328,164
Mayor's Council (RELOCATION OF PUBLIC STREETLIGHTS IN THE VILLAGES)	100,000	-	100,000
Mayor's Council (FOR REPAIRS OF THE ROLLING DOOR AT THE AGANA HEIGHTS GYMNASIUM)	8,000	-	8,000
OPA (Procurement Appeals Div.)		-	-
Agriculture (Animal Shelter)	100,000	-	100,000
GMHA Pharmaceutical Fund	12,839,909	1,692,111	11,147,798
GUAM COMMISSION FOR EDUCATOR CERTIFICATION	278,120	-	278,120
TOTAL	52,993,918	26,696,033	26,297,885
CONTINUING APPROPRIATIONS			
1993 General Obligation Bonds Series A		-	-
Limited Obligation Highway Refunding Bond 2001		-	-
Limited Obligation (Section 30) Bond, Series 2001A	9,822,288	9,822,288	1
Limited Obligation Infrastructure Improvement Bonds, 1997 Series A		-	-
2008 SHORT TERM FINANCING (GF/SECTION 30)	4,202,213	1,058,293	3,143,920
2002 Short Term Financing	1,281,818	1,281,818	(0)
TOTAL	15,306,319	12,162,399	3,143,920
GRAND TOTAL	539,784,042	194,942,781	344,841,261

Certified By:


Bertha M. Duenas, Director, BBMR
Date: 2/17/10


Lourdes M. Perez, Director, DOA
Date: 2/18/10


Artemio B. Ilagan, Director, DRT
Date: 2/17/10

*Provided by BBMR pursuant to PL 30-55.

**Preliminary numbers provided by DOA to exclude X & Z accounts, system run date as of 02/08/2010.